


THE YIJING MODES

THE YIJING MODES

THE YIJING MODES



Greg Rosser

The Yijing Modes (sample)

Copyright © 2016: Greg Rosser


All rights reserved.

contact: greg.j.rosser@gmail.com

乾

1. Qian

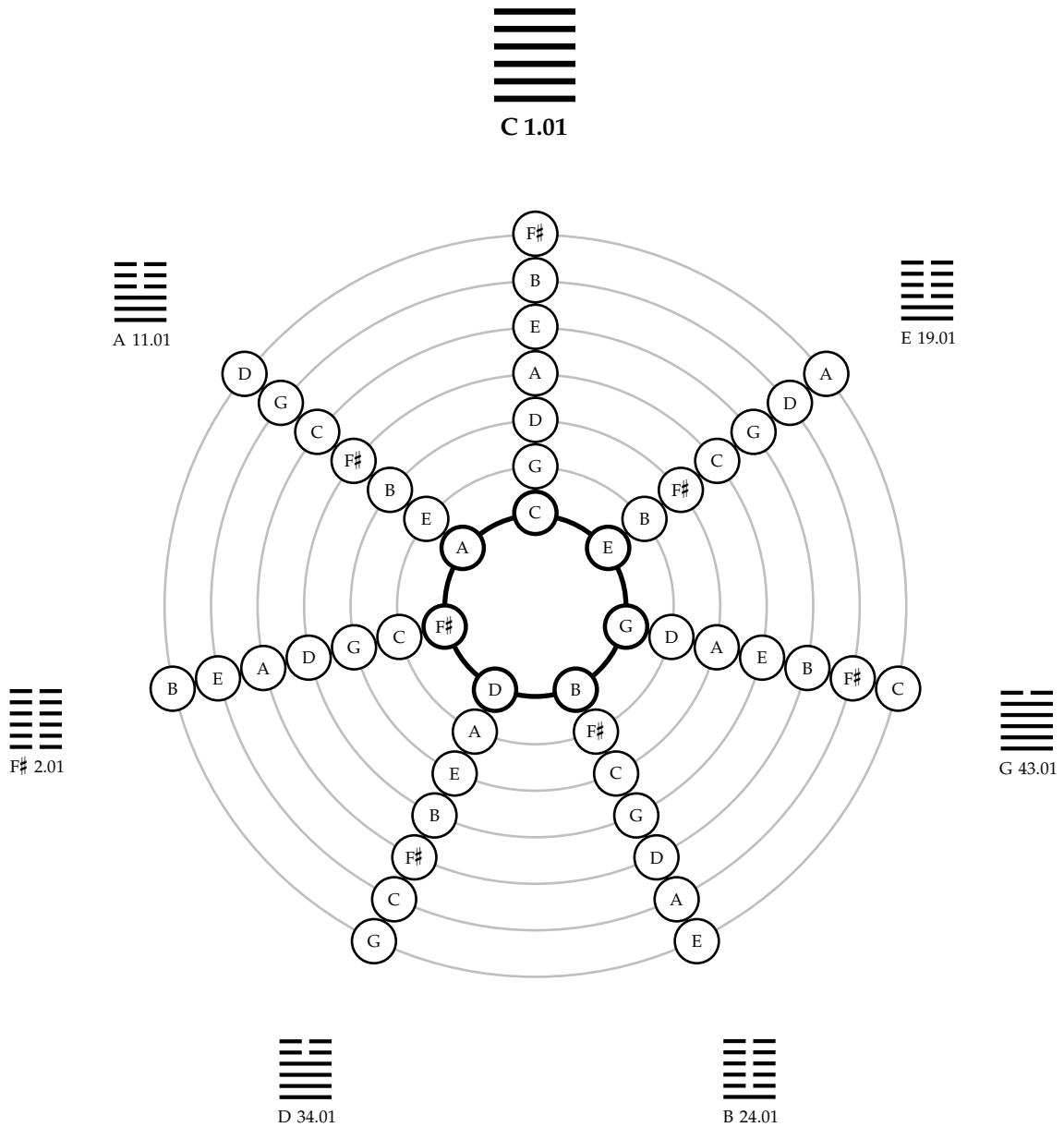
[The Creative, Heaven, Initiation]

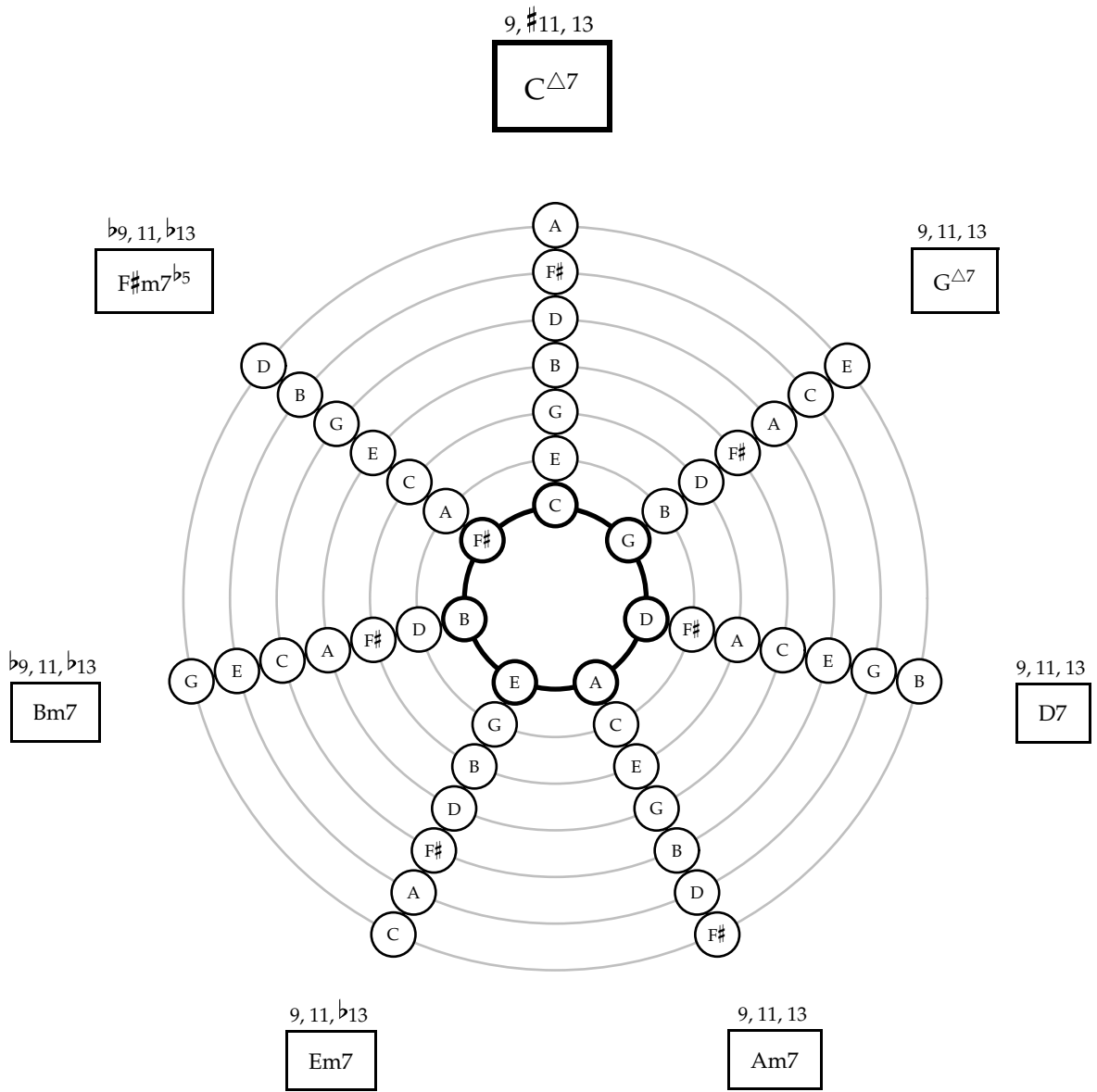


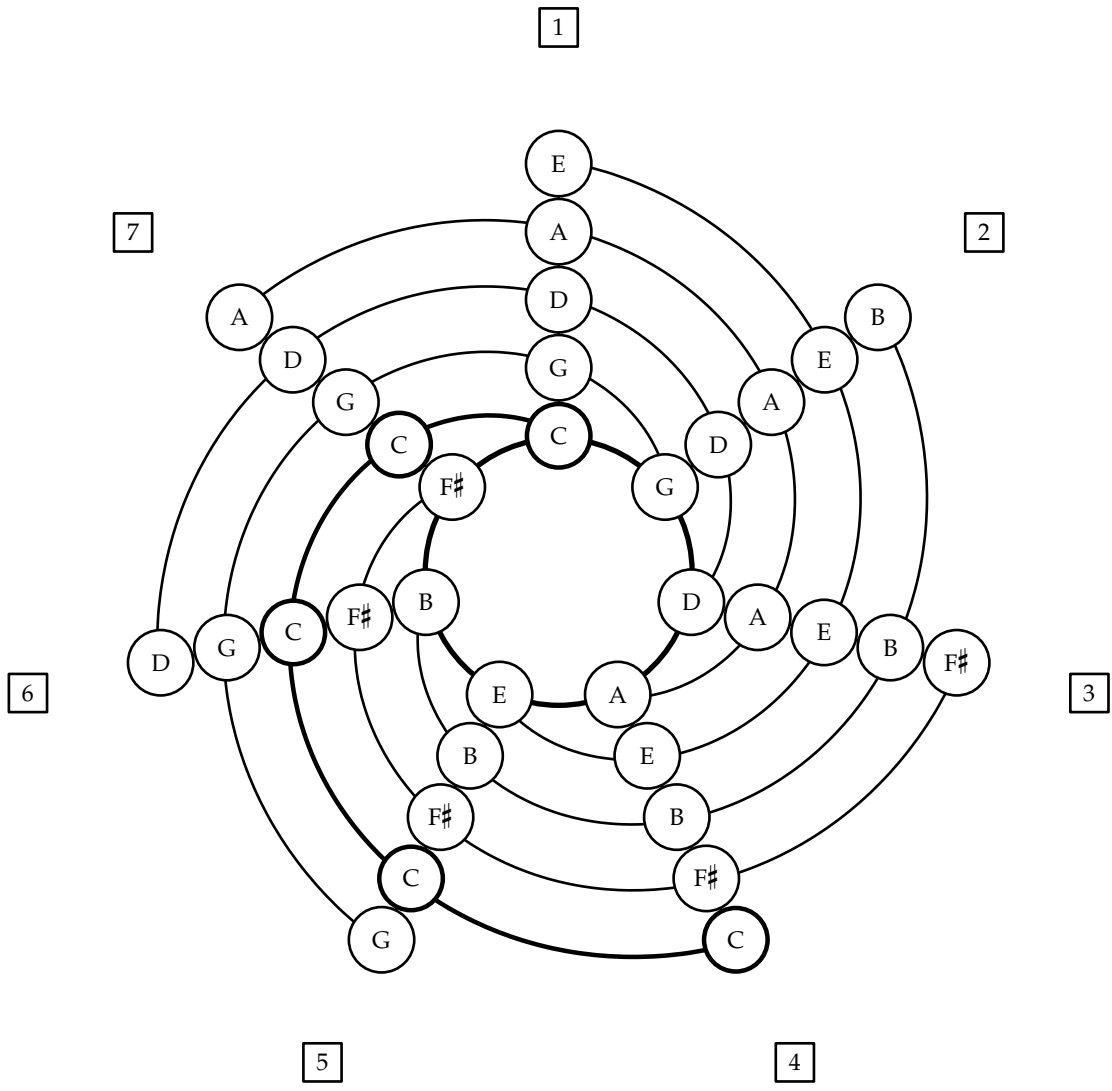
A rectangular box containing two elements. On the left is a musical score for a piano, consisting of a grand staff with a treble clef on the right and a bass clef on the left. The melody is written in G major (one sharp) and consists of the notes G4, A4, B4, C5, D5, E5, F#5, G5. On the right is the hexagram for Qian, consisting of six solid horizontal lines stacked vertically.



A single musical staff with a treble clef, showing the same melody as the piano score above: G4, A4, B4, C5, D5, E5, F#5, G5.







The image displays seven horizontal musical staves, each enclosed in a rounded rectangular box. Each staff contains a five-measure sequence of notes, with a corresponding fingering number in a small box below each measure. The notes are connected by a horizontal line, and the fingering numbers are connected by a horizontal line. The notes are quarter notes, and the sequence of notes in each staff is as follows:

- Staff 1: G4, A4, B4, C5, B4. Fingering: 1, 7, 6, 5, 4.
- Staff 2: A4, B4, C5, B4, A4. Fingering: 2, 1, 7, 6, 5.
- Staff 3: B4, C5, B4, A4, G4. Fingering: 3, 2, 1, 7, 6.
- Staff 4: C5, B4, A4, G4, F4. Fingering: 4, 3, 2, 1, 7.
- Staff 5: D5, C5, B4, A4, G4. Fingering: 5, 4, 3, 2, 1.
- Staff 6: E5, D5, C5, B4, A4. Fingering: 6, 5, 4, 3, 2.
- Staff 7: F5, E5, D5, C5, B4. Fingering: 7, 6, 5, 4, 3.